

All-in-one Video Bar

AnyCo V8



User Manual



Table of Contents

Introduction	2
Overview.....	2
Features	2
Package Contents.....	2
Panel.....	3
Installation and Application	4
Installation	4
Application	5
Specifications	6
Warranty.....	8

Introduction

Overview

This product is an all-in-one conferencing video bar integrating a 4K camera, a microphone array and stereo speakers. It is ideal for applications in huddle/small conference rooms, private offices and home offices.

Features

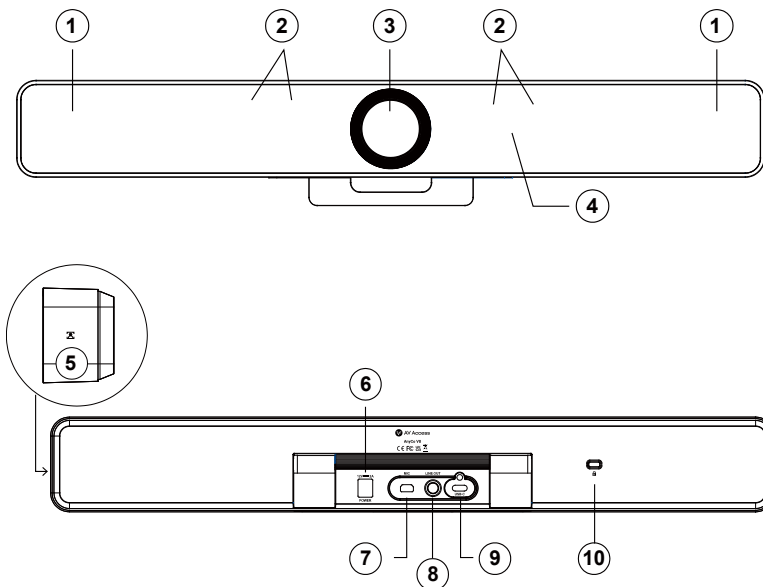
- Wide angle 4K video camera with 120° FOV.
- 4 x MEMS digital microphones array with a pickup range of 3 to 5 meters and a pickup angle of 180°.
- Supports cascading of up to three microphones, expanding greatly the pickup range.
- 2 x 3-Watt Stereo full frequency speakers with passive radiating bass enhancement.
- 3.5mm analog audio output for connection to external audio system.
- AEC (Acoustic Echo Cancellation), AGC (Automatic Gain Control), ANS (Automatic Noise Suppression) and full duplex mode communication make all participants feel like they are in the same room.
- Auto Framing / Speaker Tracking / Presenter Tracking based on AI technology makes meetings more intimate and friendly.
- Plug and play with excellent compatibility for OS and UC applications, such as Zoom, WebEx, Tencent meeting, Teams, etc.
- Provides Windows and MacOS Apps for easy control.

Package Contents



Before you start the installation of the product, please check the package contents:

- Video Bar x 1
- DC 12V Power Adapter x 1
- 5m USB-A to USB-C Cable x 1
- 6m Mini USB to Mini USB Cable x 1 (For connection to an add-on microphone if necessary)
- Magnetic Lens Cap x 1
- Wall-mounted Bracket x 1
- Expansion Screws x 4
- Mounting Screws x 4
- User Manual x 1

Panel



ID	Name	Description
1	Speaker	Outputs audio signal of the input source.
2	Microphone	4 x Linear microphones array for picking up sound.
3	Lens	Camera lens
4	Status LED	<ul style="list-style-type: none"> • Lighting blue: The device is powered on. / The device is in standby state.

ID	Name	Description
		<ul style="list-style-type: none"> Lighting white: The device is working properly. Blinking white quickly: The device is being upgraded. Lighting red: The device's microphone is muted.
5		Short press this button for switching camera tracking mode among Auto Framing, Speaker Tracking, Presenter Tracking and Manual.
6	Power	12V 2A DC power input. Connect to the power adapter provided.
7	MIC	Mini USB port, supports cascading of up to three microphones. Connect to a microphone.
8	LINE OUT	3.5mm Audio output port. Connect to an audio receiver (e.g. earphone, amplifier, etc.).
9	USB-C	Connect to a computer for transmitting audio and 4K camera video signals.
10		Kensington security slot

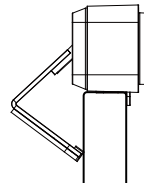
Installation and Application

Note: Disconnect all devices from power before installation.

Installation

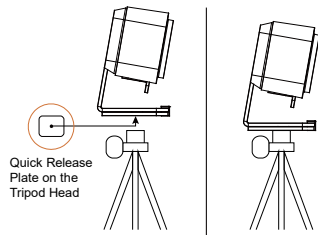
To install the device on a monitor:

Place the device on the top of a monitor, and adjust the bracket's angle so that the device stands firmly on the monitor.



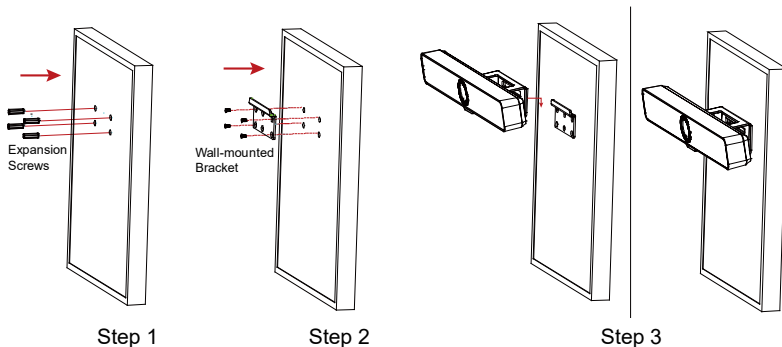
To install the device on a tripod:

1. Remove the quick release plate from the tripod head, and screw it into the M12 thread hole at the bottom of the device.
2. Secure the device along with the quick release plate on the tripod, and adjust the device to the appropriate angle and height.



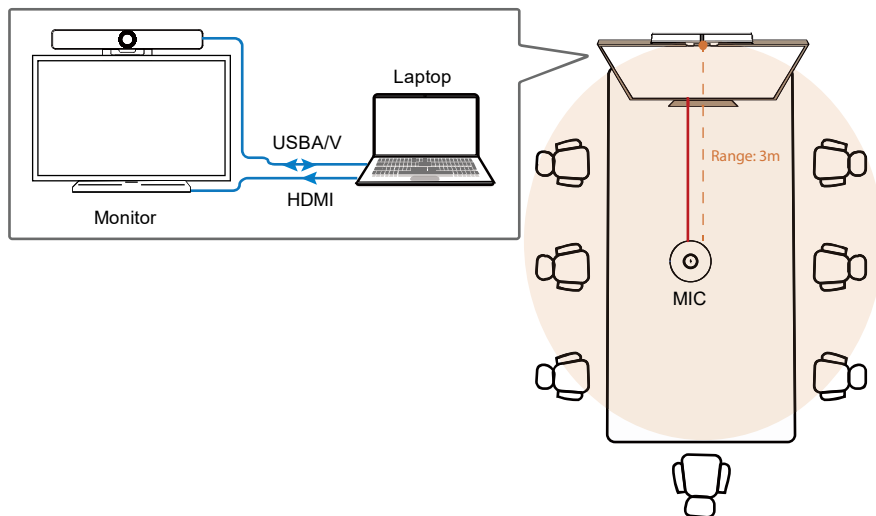
To install the device on the wall:

1. Drill holes on the wall and insert the expansion screws provided.
2. Secure the wall-mounted bracket provided on the wall using the screws provided.
3. Secure the device on the wall-mounted bracket.

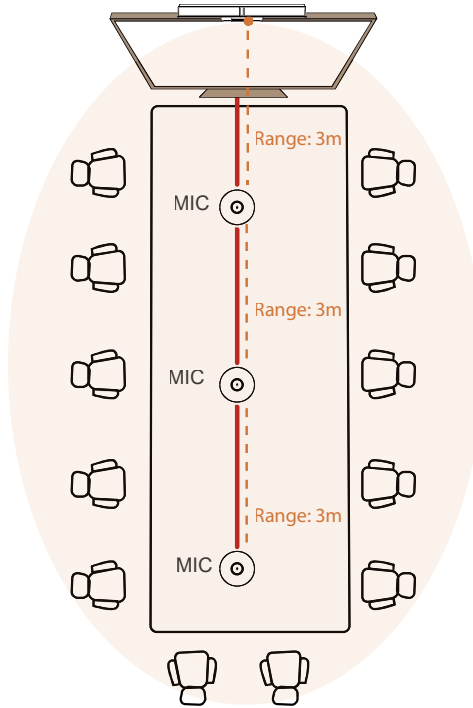


Application

Application 1 – Small and Huddle Conference Room



Application 2 – Medium and Small Conference Room



Note: After the device is connected to a computer, it can be detected by the system and specific applications in the name of the following:

- Model: **AV Access AnyCo V8**
- Camera/Microphone/Speaker: **AV Access AnyCo V8**

Specifications

Audio and Video	
Input/Output Port	1 x USB-C
Video Resolutions	<ul style="list-style-type: none"> • MJPEG: 320x240@30fps, 640x360@30fps, 640x480@30fps, 1280x720@90fps/60fps/30fps (default), 1920x1080@60fps /30fps, 2560 x1440@30fps, 3840x2160@30fps • H.265/H.264: 320x240@30fps, 640x360@30fps, 640x480@30fps, 1280x720@30fps (default)
Output Video Encoding	MJPEG/YUY2/H.264/H.265 UVC 1.1

Camera and Sensor	
Lens	Fixed focus
Sensor	1/2.8", CMOS, Effective Pixel: 8.0M
White Balance	Auto
Backlight Compensation	Auto
Digital Noise Reduction	2D, 3D Digital noise reduction supported
Viewing Angle (FOV)	120°
ePTZ	Supported 5 x Digital Zoom
HDR	Supported
Tracking Mode	Auto Framing / Speaker Tracking / Presenter Tracking

Speakerphone	
Microphone	4 x Linear microphones array with echo cancellation (Pick-up Range: 5m/16.4ft)
Speaker	2 x 3 W

Communication and Control	
USB-C	USB Type-C female with locking
Control Method	Windows and MacOS Apps

General	
Operating Temperature	+32°F ~ +104°F (0°C ~ +40°C), 10% ~ 90%, non-condensing
Storage Temperature	-4°F ~ 140°F (-20°C ~ +60°C), 10% ~ 90%, non-condensing
MTBF	> 30000h
Power Supply	DC12V 2A
Power Consumption	8W (Max)
Dimensions (W x H x D)	460mm x 97.43 mm x 61mm/18" x 3.84" x 2.4" (with Bracket)
Net Weight	0.81kg/1.78lbs (with Bracket)
Gross Weight	2.06kgs/4.53lbs

Warranty

Products are backed by a limited 1-year parts and labor warranty. For the following cases AV Access Technology Limited shall charge for the service(s) claimed for the product if the product is still remediable and the warranty card becomes unenforceable or inapplicable.

1. The original serial number (specified by AV Access Technology Limited) labeled on the product has been removed, erased, replaced, defaced or is illegible.
2. The warranty has expired.
3. The defects are caused by the fact that the product is repaired, dismantled or altered by anyone that is not from an AV Access Technology Limited authorized service partner. The defects are caused by the fact that the product is used or handled improperly, roughly or not as instructed in the applicable User Guide.
4. The defects are caused by any force majeure including but not limited to accidents, fire, earthquake, lightning, tsunami and war.
5. The service, configuration and gifts promised by salesman only but not covered by normal contract.
6. AV Access Technology Limited preserves the right for interpretation of these cases above and to make changes to them at any time without notice.

Thank you for choosing products from AV Access.

If you have any question, please contact us via the following emails:

General Enquiry: info@avaccess.com

Customer/Technical Support: support@avaccess.com

